
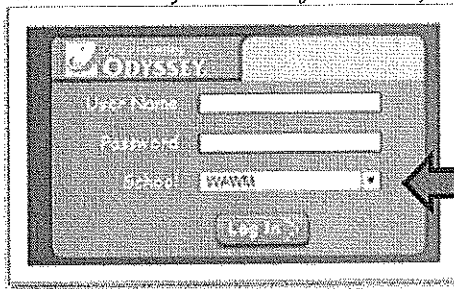


Compass Learning

- Go to the Walker Elementary School Website (<http://www.wawm.k12.wi.us/Schools/Walker/index.htm>)
- Click on the Compass Learning icon in the green box
- The Compass Learning website will appear
- Enter your User Name and Password (student ID #)
(Make sure that it says WAWM for school)

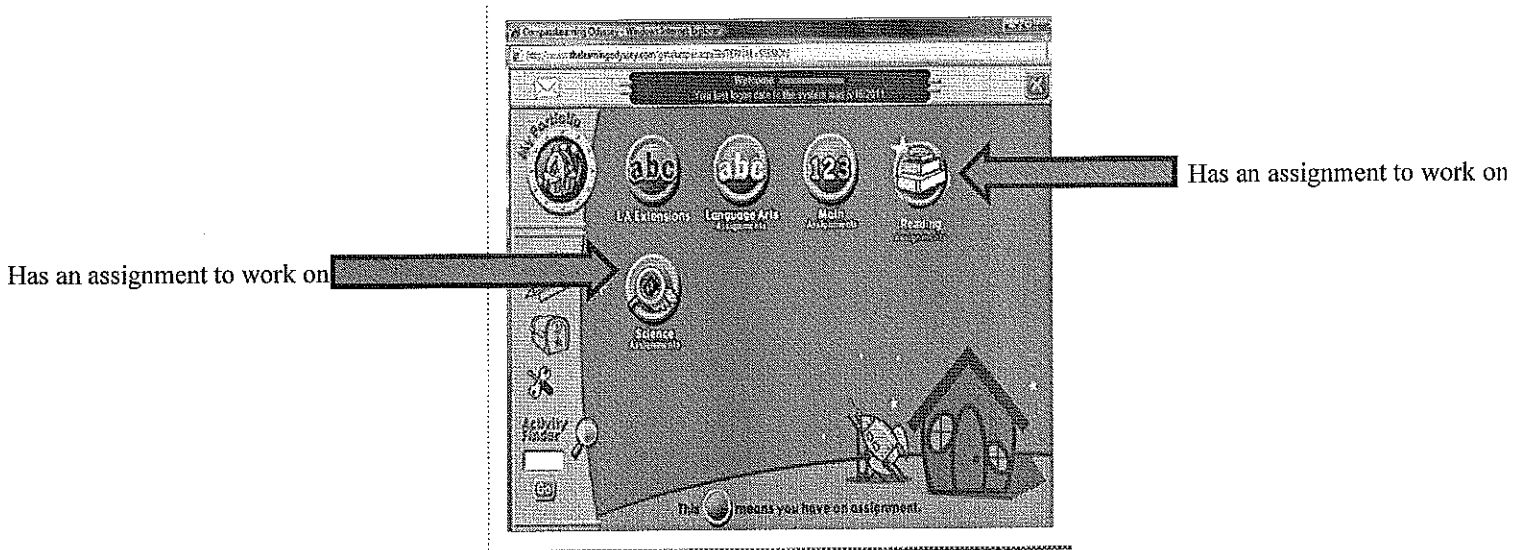


Click on icon



Enter WAWM in the school box

- The Compass Learning Launchpad will appear and your child will be able to see what assignments, assessments, or activities they need to work on (outlined with a gold circle or star)



- Students and/or parents can click on the portfolio icon (green backpack) to assess progress

- Use the tabs at the top of the screen to view recent work, assignments that are currently assigned, and the reports tab


Tabs

Activity Name	Type	Subject	Date	Score	Status
Read Equated Thinking 15x128	AS	Math	5/15/11 2:24:20 PM	100%	AS
Skip Counting Patterns - 10x5	AS	Math	5/15/11 12:45:58 AM	100%	AS
Number Jump - 10x5	AS	Math	5/15/11 9:21:40 AM	100%	AS
There's a First Step - 10x5	AS	Math	5/15/11 9:04:18 AM	100%	AS
A Day at the Beach - 10x5	AS	Math	5/15/11 8:23:07 AM	100%	AS
National Ordinal Numbers - 20x4	AS	Math	5/15/11 8:24:52 AM	100%	AS
Lesson Quiz - Ordinal Numbers	AS	Math	5/15/11 8:22:48 AM	100%	AS
Order Numbers Over Ordinals - 20x4	AS	Math	5/15/11 7:04:02 AM	100%	AS
Word Hunt - Unit 2 Phonography - 45x25	AS	Language Arts	5/15/11 2:35:02 PM	100%	AS
Old Time Word Show: Let Me Practice (phonics) - 40x24	AS	Language Arts	5/15/11 7:04:15 AM	100%	AS
Structure Your Thinking: Level 3 (level 4) (phonics) - 40x24	AS	Language Arts	5/15/11 2:31:10 PM	100%	AS

- If you or your child needs to contact the teacher, click on the envelope in the upper left hand corner of any screen



- Click on the "To..." button and find the teacher you would like to email
- Check the box of the teacher you would like to email. Then click "Save Changes".
- Type your message and then click on "Send".
- You will know if you have mail if your envelope has a letter in it (like shown)



CompassLearning®
Odyssey Quick Start

GUIDE FOR STUDENTS AND PARENTS

Launch Pad and Assignments below
 Portfolio and Reports on page 2
 FAQs on page 5
 For Parents on page 8

Launch Pad and Assignments

This icon opens your portfolio.

An orange ring means you have an assignment.

Click the X to log out of Odyssey.

Odyssey Writer is a writing tool.

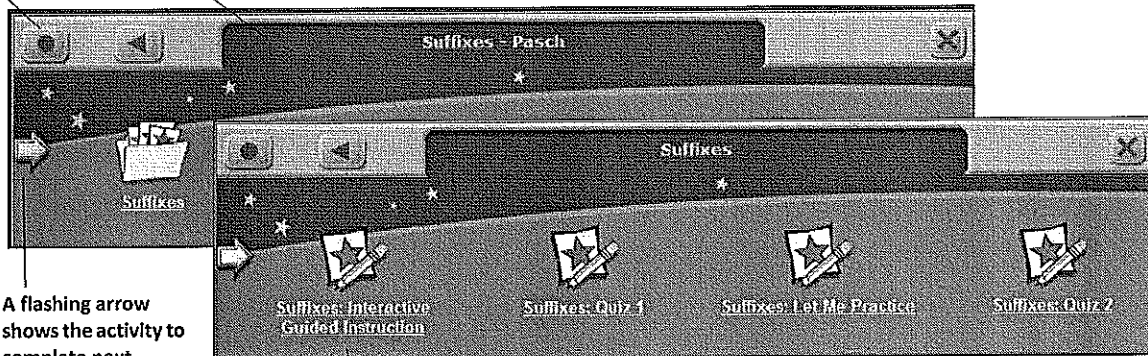

If this icon is in motion, you can view your graded papers.

This icon opens a toolkit of student resources.

This icon opens the Odyssey Community forum.

Click an assignment to open this window.

Return to the launch pad.



A flashing arrow shows the activity to complete next.

Click an activity name to start.

Portfolio and Reports

Recent Work below
 Assignment Status on page 3
 Student Score Report on page 4

Recent Work

John Adams (Johnadams) Student Portfolio

Recent Work | Assignments | Reports | [Go Key](#) | [Help](#)

Attendance
Last Login: 2/26/2009

Display your work on activities from:
 Today
 Week
 Month

John Adams (Johnadams)'s Recent Work for period 2/3/2009 to 3/6/2009

Activity Name	Type	Subject	Date	Score	Status
Crystal Lake		Language Arts	2/26/09 12:42:36 PM	N/A	
Spring Break 2009		Language Arts	2/26/09 11:43:18 AM	N/A	
Spring Break		Language Arts	2/25/09 5:07:51 PM	N/A	
Explorer 5 Writing Strats Test		Language Arts	2/25/09 4:31:59 PM	N/A	
Password, Please - 40807		Math	2/25/09 11:36:50 AM	100%	
Explorer 5 Algebra Test		Math	2/24/09 3:19:47 PM	43%	

Icon Key

Activity Types

- Learning Activity
- Lesson Quiz
- Objective-based Test
- Odyssey Writer Activity
- Web Activity
- Scored Learning Activity
- Chapter Test
- Authentic Task
- Odyssey Community Activity

Non-core Activity Types

- Learning Activity
- Lesson Quiz
- Objective-based Test
- Odyssey Writer Activity
- Scored Learning Activity
- Chapter Test
- Authentic Task

Status

- Complete
- Incomplete
- Not Started
- Suppressed

[Close](#)

Assignment Status

Stanley King (stanleyking)
Student Portfolio

Recent Work Assignments Reports

Assignments in Progress: Print

Assignment Name	Subject	Date	Level	Status	Teacher
Details Gr 5 Operations with LP	Math	3/28/09 8:10:52 PM	5	<input type="checkbox"/>	Brode
Details Operations Pretest	Math	3/28/09 6:52:24 PM	3	<input type="checkbox"/>	Pasch
Details Gr 5 Idioms	Language Arts	3/28/09 6:27:09 PM	5	<input type="checkbox"/>	Pasch

Click the details link to view assignment activities.

Click to display status for assignments.

In Progress
Completed
All

Gr 5 Idioms Print

Type	Task	Score	Completed	Status
R5044	Summarizing: Interactive Guided Instruction	N/A	03/28/09	<input type="checkbox"/>
R5045	Summarizing: Quiz 1	N/A	N/A	<input type="checkbox"/>
R5046	Summarizing: Quiz 2	N/A	N/A	<input type="checkbox"/>
R5057	Plot: Interactive Guided Instruction	N/A	N/A	<input type="checkbox"/>
R5058	Plot: Quiz 1	N/A	N/A	<input type="checkbox"/>
R5059	Plot: Quiz 2	N/A	N/A	<input type="checkbox"/>
R5048	Main Idea/Supporting Details-Non-Fiction: Interactive Guided Instruction	N/A	N/A	<input type="checkbox"/>
R5049	Main Idea/Supporting Details-Non-Fiction: Quiz 1	N/A	N/A	<input type="checkbox"/>
R5050	Main Idea/Supporting Details-Non-Fiction: Quiz 2	N/A	N/A	<input type="checkbox"/>
R5051	Theme & Main Idea-Fiction: Interactive Guided Instruction	N/A	N/A	<input type="checkbox"/>
R5052	Theme & Main Idea-Fiction: Quiz 1	N/A	N/A	<input type="checkbox"/>
R5053	Theme & Main Idea-Fiction: Quiz 2	N/A	N/A	<input type="checkbox"/>
R5069	Fact and Opinion: Interactive Guided Instruction	N/A	N/A	<input type="checkbox"/>
R5070	Fact and Opinion: Quiz 1	N/A	N/A	<input type="checkbox"/>
R5071	Fact and Opinion: Quiz 2	N/A	N/A	<input type="checkbox"/>

Click Details to display more information about the assignment.

An assignment's status is shown as not started (blank page icon) until a minimum of one task in the assignment is completed.

Student Score Report

Print from the PDF view.

1. Select a subject.
2. Select an activity type.
3. Select a date range.
4. Click Generate.

Report Criteria

Subject: Language Arts
 Activity Type: All
 For 1 Week
 For 1 Month
 Enter Date Range
 From: 01/01/2004
 To: 05/07/2009
 Generate

Student Score Report: John Adams

Subject: Language Arts
 Activity: All
 Date Range: 1/1/2004 - 5/7/2009
 Date: 5/7/2009

***** Scored Activity
 ***** Activity Passed
 ***** Activity Failed
 ***** No score

Activities	Completed Date	Completed Time	Score	Status	Duration (minutes)
Chapter: 19 Varieties of Gazelle - ILA (Language Arts, 8)					
Lesson: After Reading					
Vocabulary Check: 19 Varieties of Gazelle - 8305	10/01/2005	2:49 PM	80%	*****	00:03:54
Chapter: African American Poetry - ILA (Language Arts, 4)					
Lesson: Language Arts					
Word Analysis Getting Back to My Roots (root words, suffixes, prefixes) - 41302	07/17/2008	6:26 AM	69%	*****	00:15:46
Chapter: Mother and Daughter - ILA (Language Arts, 5)					
Lesson: After Reading					
Comprehension 1: Mother and Daughter (cause and effect) - 68356	02/09/2005	8:42 AM	80%	*****	00:02:27

At the end of the report, you will see a summary.

Adams, John (johnadams) Summary

Type	Number Complete	Average	Status	Average Time
Learning Activity	14	52%	*****	00:05:47
Lesson Quiz	0	N/A	*****	N/A
Chapter Test	0	N/A	*****	N/A
Objective-based Test	3	32%	*****	00:01:55
Odyssey Writer Project	3	N/A	*****	00:05:18

For Parents

With Odyssey, schools can encourage parents to access their child's Odyssey accounts. With a parent user name and password defined, parents have access to the student's individual portfolio of a student's recent work, assignments, scores and Odyssey Community forum activity, organized in the same tabs as the student portfolio. Access to your child's Odyssey portfolio lets you view recent work, assignments, and attendance within Odyssey, helping meet Title IV requirements.

Recent Work

Selecting the **Recent Work** tab displays activities your child has worked on the current day, the current day plus the past week, or the current day plus the past 31 days.

- To preview an activity, click the activity name.
- To display the questions and answers to a quiz or chapter test, click the score (not shown).
- To display the objectives tested and the score on an objective-based test, click the score.

John Adams (johnadams) Student Portfolio

Recent Work | Assignments | Reports

Attendance
Last Login: 3/7/2009

Today | Week | Month

Print

Click X to log out.

Click to display the icon key.

Click a column heading to sort.

Status icons display progress.

Click to preview the activity.

Click a score to display questions and answers for quizzes and chapter tests; or objectives tested and the score for an objective-based test.

Activity Name	Type	Subject	Date	Score	Status
Crystal Lake		Language Arts	2/26/09 12:42:36 PM	N/A	
Explorer 5 Algebra Test		Meth	2/24/09 3:18:47 PM	43%	
Explorer 5 Writing Strats Test		Language Arts	2/25/09 4:31:58 PM	N/A	
Password, Please - 40897		Meth	2/25/09 11:36:50 AM	100%	
Spring Break		Language Arts	2/25/09 5:07:51 PM	N/A	
Spring Break 2009		Language Arts	2/28/09 11:43:18 AM	N/A	

Icon Key

Activity Types

- Learning Activity
- Lesson Quiz
- Objective-based Test
- Odyssey Writer Activity
- Web Activity
- Scored Learning Activity
- Chapter Test
- Authentic Task
- Odyssey Community Activity

Non-core Activity Types

- Learning Activity
- Lesson Quiz
- Objective-based Test
- Odyssey Writer Activity
- Scored Learning Activity
- Chapter Test
- Authentic Task

Status

- Complete
- Incomplete
- Not Started
- Suppressed

Close

Assignments

Selecting the **Assignments** tab displays your child's assignments in progress, completed, and not started for today plus the past 365 days. Clicking **Details** for an assignment displays information about all of the activities in the assignment.

NOTE **Recent Work** displays student status for all activities; **Assignments** displays student status for assignments (and associated activities). The **Assignments** tab does not list activities a student has accessed directly through Activity Finder.

Reports

Selecting the **Reports** tab lets parent users generate three reports:

Attendance displays—for a time period you select—how often your child has worked in the system each day and for how long each day.

Duration displays—for a time period you select—all the activities your child has completed and the time spent on each. You can view the activities and your student's answers on quizzes and tests. To focus the information displayed, select a specific subject. To preview an activity, click the activity name. To display the questions and answers to a quiz or chapter test, click the score (not shown below). To display the objectives tested and the score on an objective-based test, click the score (not shown below).

Print from the PDF view.

The screenshot shows a web interface for a student portfolio. The top navigation bar includes 'Recent Work', 'Assignments', and 'Reports'. The 'Reports' tab is active, displaying a 'Duration Report: John Adams (johnadams)'. On the left, a 'Report Criteria' panel allows users to select a report type (Duration), subject (Language Arts), and date range (From: 01/01/2004, To: 05/07/2009). A 'Generate' button is at the bottom of this panel. The main report area shows a table of activities with columns for 'Number of Completions', 'Completed Date', 'Completed Time', and 'Time on Task (hh:mm:ss)'. A 'View as PDF' button is in the top right of the report area.

Language Arts Level 1	Number of Completions	Completed Date	Completed Time	Time on Task (hh:mm:ss)
Explorer 3 WA & Vocab III Test	5	03/01/2005	12:10:02 PM	00:07:40
Total Time spent in Language Arts Level 1				
00:07:40				
Language Arts Level 2	Number of Completions	Completed Date	Completed Time	Time on Task (hh:mm:ss)
Comprehension: Story Elements with Setting - LA372	1	01/08/2007	3:57:34 PM	00:09:20
Total Time spent in Language Arts Level 2				
00:09:20				
Language Arts Level 3	Number of Completions	Completed Date	Completed Time	Time on Task (hh:mm:ss)
Old Time Word Show: Let Me Practice (homophones) - R3024	1	09/26/2007	8:25:31 PM	00:05:04
Total Time spent in Language Arts Level 3				
00:05:04				
Language Arts Level 4	Number of Completions	Completed Date	Completed Time	Time on Task (hh:mm:ss)

1. Select a report.

2. Select a subject.

3. Select a date range.

4. Click Generate.

Click to preview the activity.

Student Score displays—for a time period you select—scores for all of the activities your child has completed, along with the time spent on each. You can view your child's answers on quizzes and tests and preview activities. To focus the information displayed, select a specific subject and activity.